

NEVER BEFORE IN A DESK CALCULATOR

Completely automatic decimal handling

Six registers whose contents are visible at all times

Compatibility with auxiliary input-output devices including
printers, paper tape equipment, and other EDP equipment.

plus

Solid state electronics reliability

24 decimal digits

Multiple subtotals

Automatic square root

Single entry squaring

and

Its operation can be learned in minutes

Its operation is quiet



HERE'S HOW EASILY IT OPERATES

The contents of all registers are displayed, on an eight-inch cathode ray tube, as indicated in the following diagram.

0	000	000	000	000	000	.000	495	582	441
	000	000	004	512	.000	000	000	000	000
	000	000	000	000	.000	495	582	441	
	000	000	000	001	.414	213	562	373	
	000	000	000	001	.732	050	807	568	
	000	000	000	002	.236	067	977	499	

Multiplier-Quotient Register
Entry Register
Accumulator Register
Storage Register 1
Storage Register 2
Storage Register 3

All parts of a problem are visible. The contents not only of the three active arithmetic registers, but also of the three storage registers are displayed at all times. Numbers entered from the keyboard are seen as they are entered and can be verified before use. Corrections can be made to any number or any digit of any number at any time.

Addition is the same as on any ten-key adding machine. Enter the number and touch the "Add" bar. The answer appears in the accumulator register on the display tube. A grand total can be accumulated in one of the storage registers while adding individual subtotals.

Decimal points are entered the same as digits, using an eleventh key. The answer is automatically aligned with the decimal point on the output display.

Three multiply keys permit a number to be multiplied and the result added to (or subtracted from) a previous answer in a single operation. Division is simpler than in any other machine because of the automatic decimal point. Squaring numbers or raising a number to any power requires the number to be entered only once.

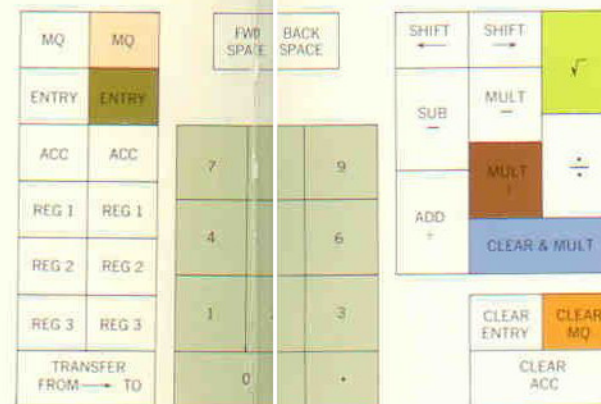
Square root of any number up to 23 digits can be taken to an accuracy of 22 digits in a single operation. To extend the result to a double precision answer, just touch the divide key.

Answers can be held in any of the three storage registers, eliminating all transcription errors in the use of partial answers later in the problem or in the repeated use of constants.

SOLUTION OF THE HYPOTENUSE OF A RIGHT TRIANGLE IN 7 STEPS

$$C = \sqrt{a^2 + b^2}$$

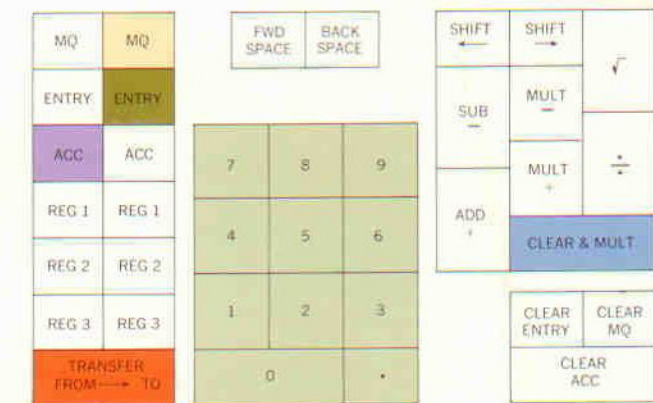
1 1 2 3 4 5 6 7



MULTIPLICATION BY MORE THAN TWO FACTORS IN 10 STEPS

$$a \times b \times c \dots \times n$$

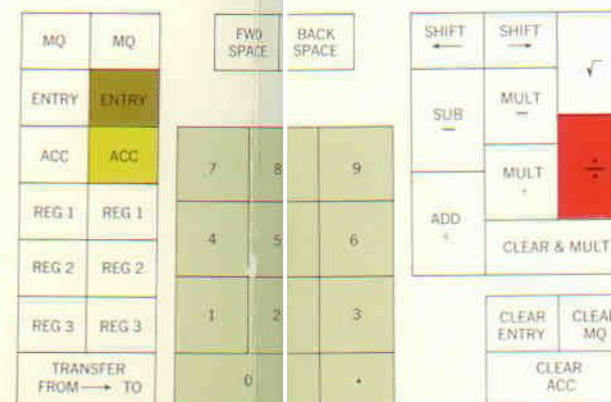
1 2 3 4 5 6 7 8 9 10



DIVISION IN 5 STEPS

$$\frac{a}{b} = c$$

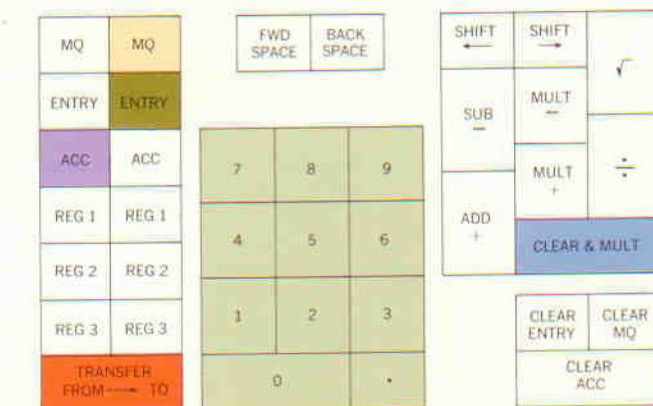
1 2 3 4 5




RAISING A NUMBER TO HIGHER POWERS IN 6 STEPS

$$a^n$$


1 1 2 3 4 4 5 6



THE WYLE *Scientific*



DERIVES SQUARE ROOT TO 22 DIGITS IN THE TIME IT TAKES TO TOUCH A BUTTON



THE WYLE *Scientific*

offers capabilities never before available in a desk calculator, including three storage registers, automatic decimal handling, 24 decimal digit numbers, and cathode ray tube display. Every operation is performed silently, with solid state reliability and electronic speed.

The three storage registers are for the retention of constants or the temporary storage of intermediate answers. Stored constants can be transferred to any one or more of the other registers while still being retained for later use. The contents of any register may be directly added to or subtracted from the number in the accumulator. Errors of transcription are eliminated.

All registers are 24 decimal digits in length. The decimal place may be positioned according to the requirements of the individual problem. All answers appear with the proper decimal point.

A simplified keyboard together with a full display of all numbers in the machine combine to minimize operator training time and maximize ease and speed of operation. All entries are immediately visible for proofing before use.

Compatibility with standard input/output media allows expansion into larger systems and incorporation into existing systems.

The Wyle *Scientific* is sold with a one-year full warranty.

Patent applied for.

Width	22½"	Height	10¼"
Length	19¾"	Weight	50 lbs.
Power	160 Watts		



WYLE LABORATORIES Products Division El Segundo, California ORegon 8-4251